

# Loretta Lynn

## BLUE KENTUCKY GIRL

## TEACHER'S TOOL KIT

### Grades 7-12

Begin by asking your students what they know about Loretta Lynn. Read the biography included in this tool kit materials as a class. Then select activities that best correspond with your curriculum.





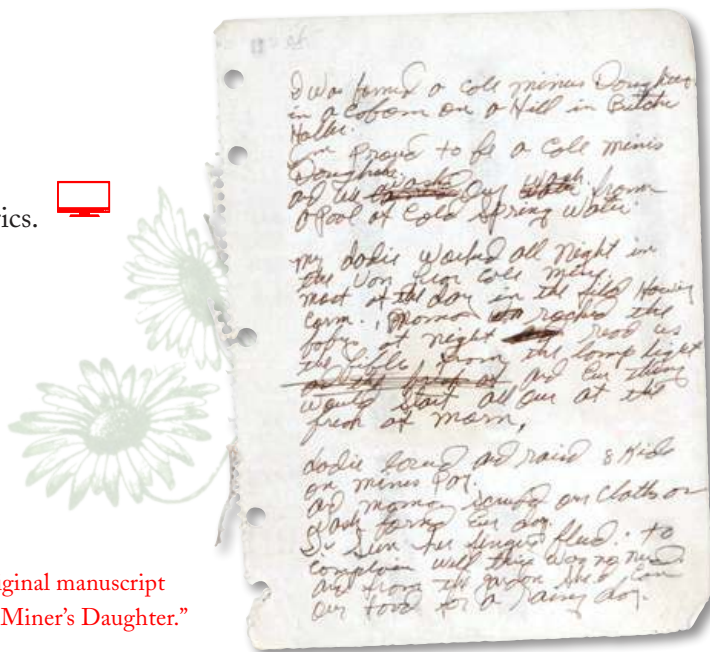
Log in to the **Digital Resource Portal** to find support materials for this tool kit. The portal also provides lesson guides, tool kits, videos, Power Points, and other resources that bring the museum into your classroom.

Register for free access at [CountryMusicHallofFame.org/Portal](http://CountryMusicHallofFame.org/Portal)

## HONESTY IN SONGWRITING

Visual Art – Music – Social Studies

- Compare the original manuscript of “Coal Miner’s Daughter” and the recorded song lyrics. 
- Watch the video of Loretta Lynn performing “Coal Miner’s Daughter.” 
- Write a paragraph about your home experiences using descriptive language.




Lynn's original manuscript for “Coal Miner’s Daughter.”



## INSPIRING THE NEXT GENERATION OF SONGWRITERS

Music – College and Career Readiness

- Think of someone who inspires you.
- Make a list of qualities that person has which you admire.
- Watch Miranda Lambert, Kacey Musgraves, and Margo Price talk about Loretta Lynn. 
- While watching the videos, circle qualities on the list that the songwriters mention.
- Discuss how you would want to be a role model and influence future generations.

Kacey Musgraves and Loretta Lynn performing “You’re Lookin’ at Country” at the 2014 CMA Awards.